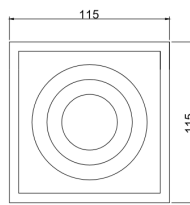
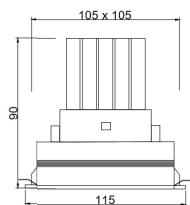




LANA-DL110246

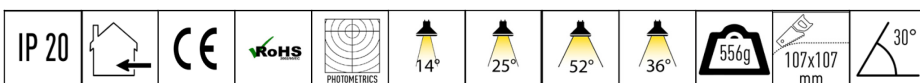
11W SINGLE HEAD RECESSED ADJUSTABLE DOWN LIGHT



PRODUCT SPECIFICATIONS

Fixture Material	Die-cast aluminum
Fixture Finish	Powder-coated white
Glass	Clear glass
Lens	High temperature honeycomb acrylic
Adjustability	30° Tilt
Driver	Supplied Separately
Dimmability	Standard Phase Dimming Also available in 0 – 10V or DALI Dimming system
Binning	3 Step MacAdam
Life Span	40,000 hours

LED Chip	CREE COB
Power Consumption	11W
Input Voltage	180~250VAC 50/60Hz
Operating Temperature	from -20° to 50° C
Color Rendering Index	>80
Driver Protection	Short circuit
Warranty	5 years against manufacturing defects
Agency Approval	CE, RoHS



Power (W)	Available color Temperatures	LED Chip Lumen Efficacy			Power factor	Available Beam Angles
		3000K	4000K	6000K		
11W	2700K 3000K 4000K 6000K	80lm/W	85lm/W	90lm/W	> 0.9	14° 25° 36° 52°

Standard option.

Non-standard products may be subject to MOQ. Contact your regional sales representative for more information.